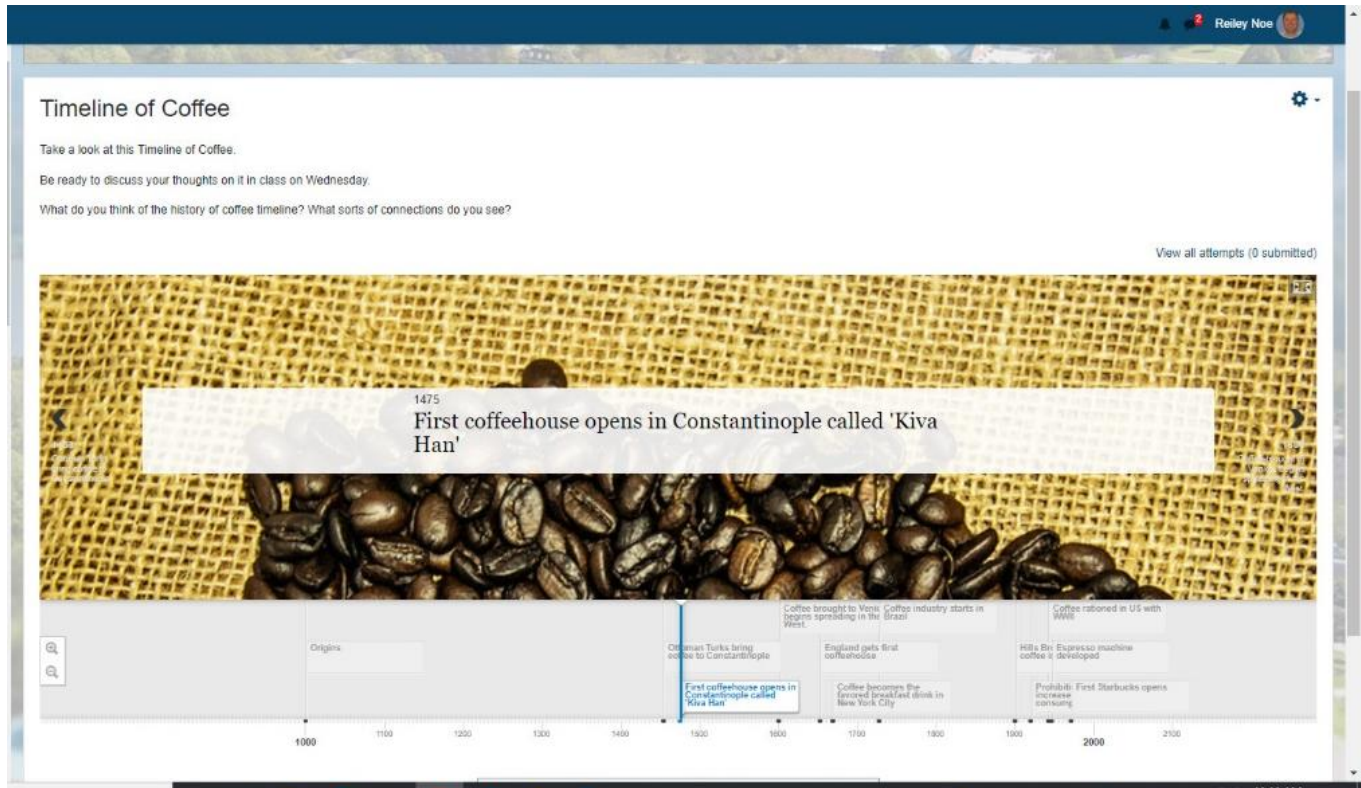


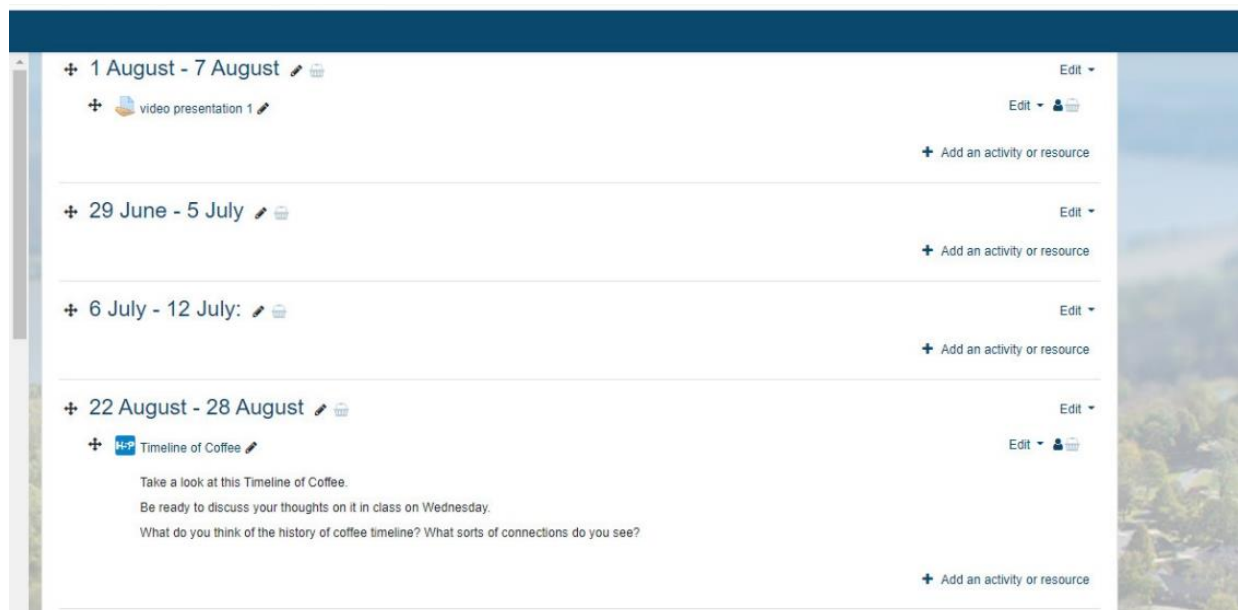
## Taking non-graded H5P content out of your gradebook.

Everything that you create in H5P automatically is populated as a graded item in your gradebook, regardless of whether the activity is interactive enough to generate a grade. A timeline is a good example. Students can look over the timeline, but they do not generate a grade in using it.

1. We'll look at this timeline as an example.



2. This is what it looks like on a course page. Students would click on the link or the icon to access the timeline.



3. And so, even though it is not a gradeable item, it will appear in the course grade, which can be confusing for students. Here is how to eliminate this confusion.

Item	Weight	Score	Grade	Actions
rubric assignment	1.0	100.00	Edit	
rubric 2 assignment	1.0	100.00	Edit	
video presentation	1.0	100.00	Edit	
video presentation 1	1.0	100.00	Edit	
stuff	1.0	100.00	Edit	
stuff 2	1.0	100.00	Edit	
stuff 3	1.0	100.00	Edit	
<b>Timeline of Coffee</b>	1.0	5.00	Edit	
<b>Course total</b>		<b>100.00</b>	<b>Edit</b>	

Weighted mean of grades.

Save changes

Move selected items to: Choose...

Add grade item Add category

## Removing the nongraded Item from the Gradebook.

4. Go to the course page. Click on the **Edit** link across from the item and **Edit settings**.

29 June - 5 July

6 July - 12 July

22 August - 28 August

Timeline of Coffee

Take a look at this Timeline of Coffee.  
Be ready to discuss your thoughts on it in class on Wednesday.  
What do you think of the history of coffee timeline? What sorts of connections do you see?

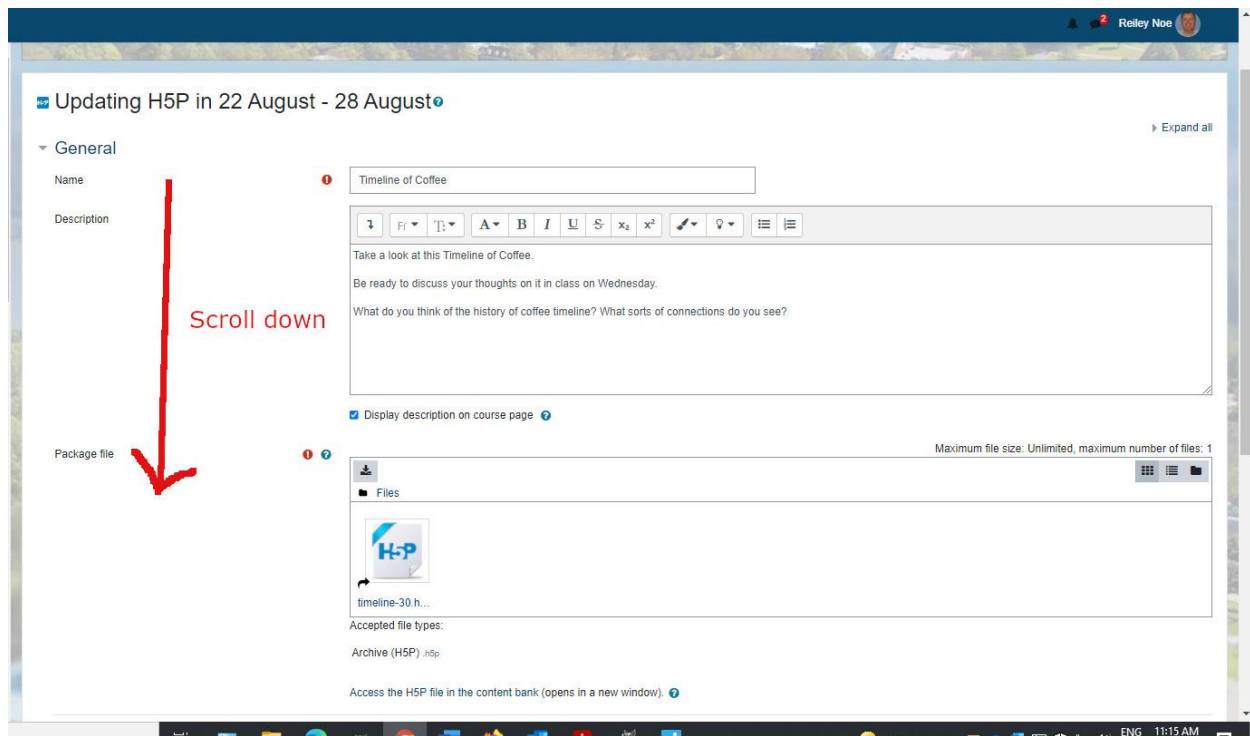
20 July - 26 July

5 September - 11 September

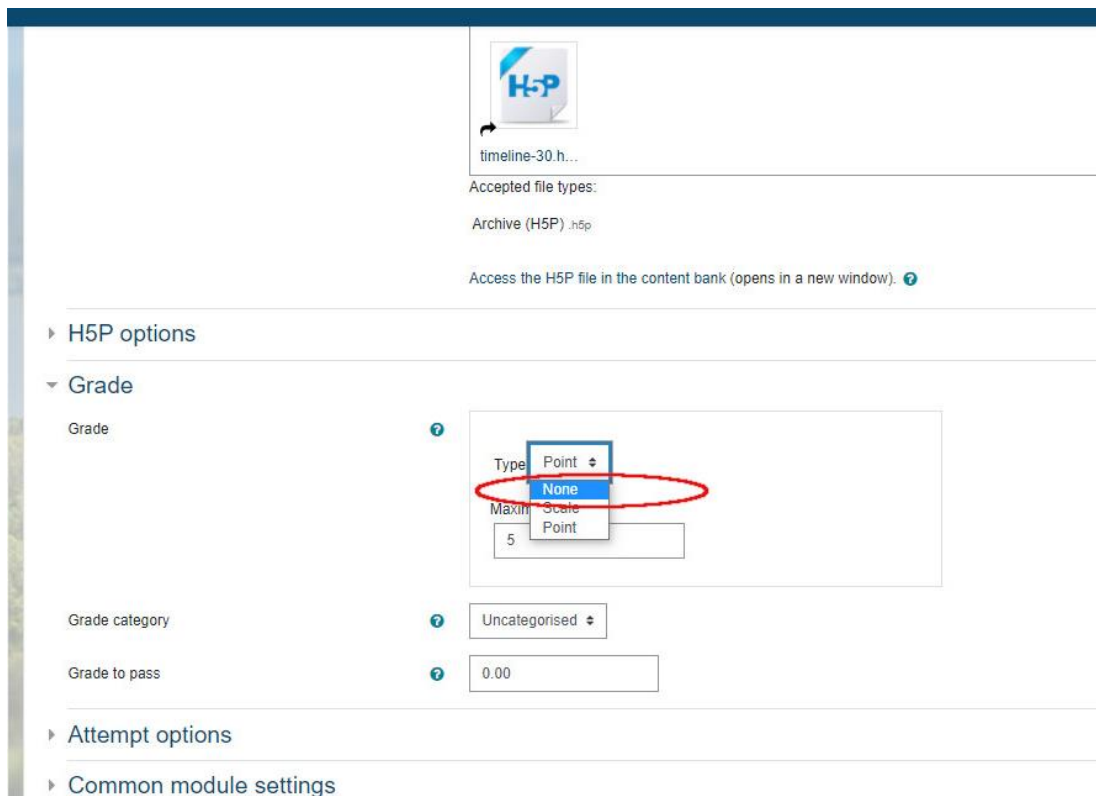
Edit settings

- Move right
- Hide
- Duplicate
- Assign roles
- Delete

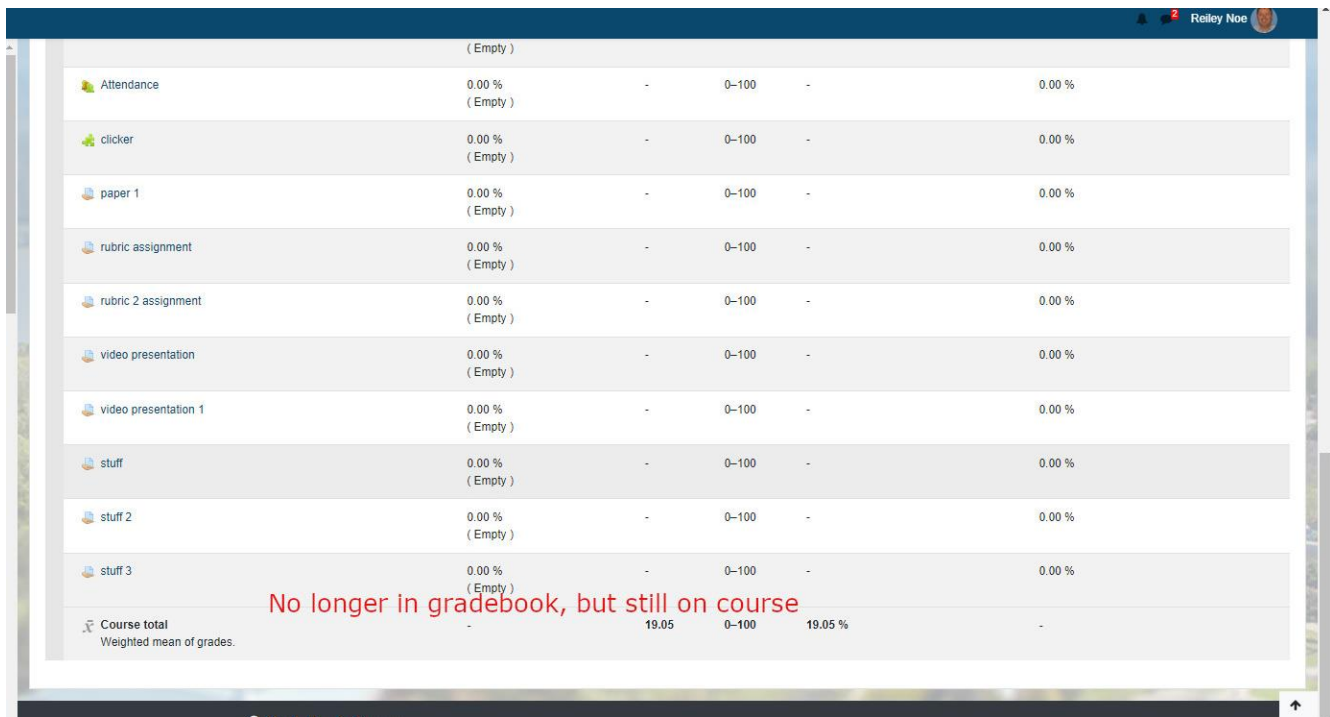
5. On the Settings page, scroll down.



6. In the Grade area, **change the grade type from Point to None.**



7. Although the timeline is still on the course page – you haven't deleted it - it is no longer in the gradebook. This saves space in the grade book and prevents confusion among students.



( Empty )					
Attendance	0.00 % ( Empty )	-	0-100	-	0.00 %
clicker	0.00 % ( Empty )	-	0-100	-	0.00 %
paper 1	0.00 % ( Empty )	-	0-100	-	0.00 %
rubric assignment	0.00 % ( Empty )	-	0-100	-	0.00 %
rubric 2 assignment	0.00 % ( Empty )	-	0-100	-	0.00 %
video presentation	0.00 % ( Empty )	-	0-100	-	0.00 %
video presentation 1	0.00 % ( Empty )	-	0-100	-	0.00 %
stuff	0.00 % ( Empty )	-	0-100	-	0.00 %
stuff 2	0.00 % ( Empty )	-	0-100	-	0.00 %
stuff 3	0.00 % ( Empty )	-	0-100	-	0.00 %
No longer in gradebook, but still on course					
Course total Weighted mean of grades.	-	19.05	0-100	19.05 %	-

## Further Information

[Examples and Downloads](#) (H5P)

[Create Interactive Content in Moodle with H5P](#) (NC State)

[H5P Complete Guide](#) (University of New South Wales)

[H5P – Moodle Docs information for Moodle 3.11](#) (Moodle)